

Campaign Posters – Options:

Key: Box = Larger Posters, Circle = Flyers

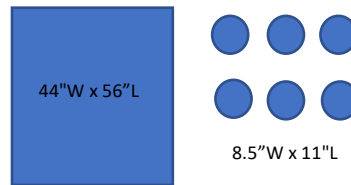
1. **POSTERS/FLYERS:** You may post up to three (3) 22" by 28" posters (standard poster board size) on campus in designated areas. You may also combine the posters to make one large poster that does not exceed dimensions of 2000 sq. inches (about three standard 22" x 28" posters taped together). Alternatively, you may use six (6) 8" by 11" flyers to replace a poster, with a grand total of eighteen (18) flyers possible (assuming you make NO posters).
 - a. **Items cannot be posted until 7:30 AM on Thursday, March 26th.** Mrs. Hall will remove any posters that are put up before this time. Do not overlap other posters. All designs must be pre-approved by Mrs. Hall and stamped before being posted on campus.
 - b. **You may post in the following areas using only blue or frog tape:** Little Theater wall, bathroom walls and doors, campus pillars, the walls of hallways and buildings, N-Building railing, P-Building balcony railing. Flyers may not be posted on the front of Spangenberg Theater, on windows or in classrooms without express permission of the faculty member associated with the room.
 - c. Posters must be a **minimum size** of an A4 paper.
 - d. When posters are stamped for approval, you must also **turn in a map** with marked locations of poster placement.

Potential Options:

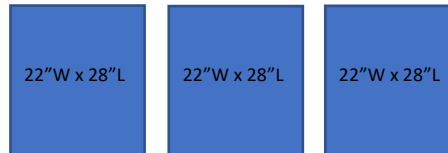
1. One Maximum size poster that does not exceed dimensions of 2000 square feet (about three standard 22" x 28" posters taped together).



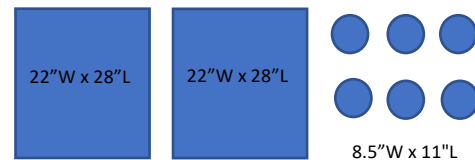
2. One Extra large poster that does not exceed dimensions of 44" Wide x 56" Long (two standard 22" x 28" posters taped together) and six 8.5"x11" flyers



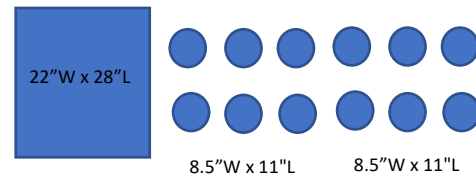
3. Three Large posters that are 22" Wide x 28" Long



4. Two Large posters that are 22" Wide x 28" Long and six 8.5"x11" flyers



5. One Large poster that is 22" Wide x 28" Long and Twelve 8.5"x11" flyers



6. Eighteen 8.5"x11" flyers

